

WE
CARE FOR
ENAMEL



DENTA
SONIC

Safe,
accurate,
predictable,

enamel
correction

Best complete solution
for non-invasive IPC
treatment for aligners,





ALL AROUND NON-INVASIVE APPROXIMAL ENAMEL CORRECTION

Best
non
invasive
NI-IPR
for your
patients

CONTENT

4-5 Introduction

6-7 Automatic Strips

8-13 DS NI-IPC Prescription

14-15 DiaStrip

16-17 DiaSaw, DiaBee

18-19 Resin DiaStrip, PoliStrip

20-21 Starter kit, Hand Pieces

22-25 Professional Starter Kit - Hand Pieces

26-29 Basic Set

30-31 Restorative Finishing Kit

32-33 Hand Piece

34 Debonding Polisher

35 SteryHolder, Gauge, accessories

36-37 Manual Strips

38-39 Ergo Strip, ErgoSaw, ErgoBee

40-41 ErgoStrip, Ergo DiaStrip, Ergo PoliStrip

42-43 RestoStrip, FlexiDisc, CombiStrip

44 BioMin remineralization toothpaste

45 Items reference code

46 Instruction of use, recommandation

47 Advertising



THAT MAKES US UNIQUE

As a Swiss company in particular, the highest quality and absolute reliability are a matter of course for us. All DentaSonic solutions are extensively tested and scientifically documented.

As a result, we offer innovative concepts and high-precision instruments that specialists can not only fully rely on, but also contribute to the best possible treatment result - and thus also to absolute patient satisfaction. Whether in orthodontics, restorative dentistry or oral prophylaxis.

OUR PHILOSOPHY

Many years of experience, in-depth knowledge of the subject matter and the highest quality standards for materials and instruments - there are many arguments in favor of DentaSonic. But the real essence of our company lies in the striving to always work on new ideas, in the effort to find new, innovative solutions and in the motivation to give our customers and practitioners only the best - in the truest sense of the word.

As a small, but fine and owner-managed company, DentaSonic has the great advantage of always being close to its customers, of being able to have a direct dialogue with them and being able to react quickly and flexibly to the inputs and needs of the practitioner when developing new products and instruments.


OUR HISTORY

The initiator and driving force at DentaSonic is the Swiss dental specialist Peter Rek, who wanted to bundle his many years of experience, his technical knowledge and his clear ideas of product quality and instrument use in an innovative project. Started development and improve in 2004, he restarted alone in 2017, DentaSonic has been working on continuously developing and optimizing non-invasive tooth enamel treatment. With knowledge and passion, Peter Rek is always looking for new and better solutions - both in the interests of orthodontists and dentists as well as their patients. „There is always a way to do it better, which means less invasive, more convenient and safer than procedures and, last but not least, faster to use.“

General Manager
DentaSonic

gentle,
precise,
predictable,
thickness,
safe,
time saving,
accurate,
comfortable,
friendly,
abrasive

WE
CARE FOR
ENAMEL

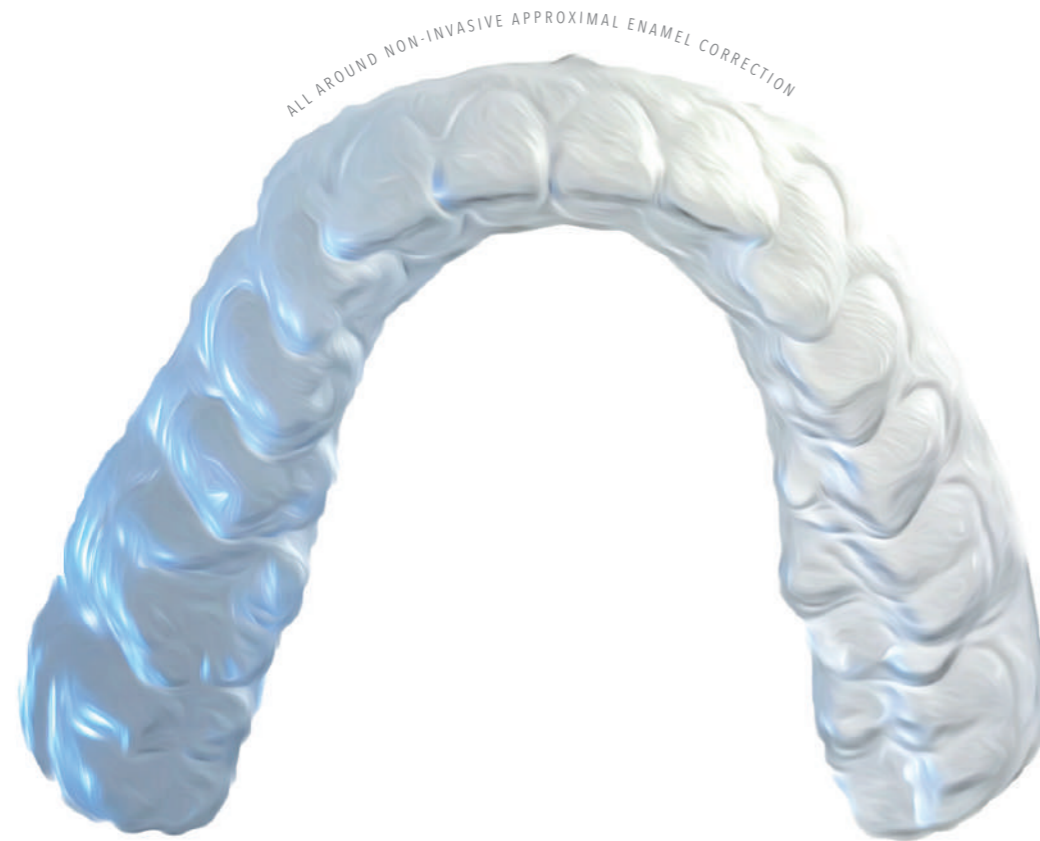


DENTA
SONIC

“We avoid
over reduction
of patients
enamel.”



DiaStrip - DiaSaw - PoliStrip - Resin DiaStrip



Today
we change
the art, how do
IPR!

We call them

NI-IPC

Non-invasive
Interproximal
enamel
correction

DentaSonic has developed the only non-invasive conceptual system for the controlled and safe correction of enamel.

Below are our recommendations and advice on how to proceed to carry out a safe, controlled, comfortable, and non-invasive treatment, aimed at preserving your patient's enamel as much as possible and guaranteeing a perfect final result.

Follow your Set-Up (protocol), avoiding to reduce over the necessary. All this is always under your total control also thanks to the DentaSonic system.

Developed for use with Invisalign, ClearCorrect, eClinger, Inman Aligner, Six Month Smiles, EON Smile, BestSmile and other orthodontic treatments.

Reason why we give them a new definition. We call them **NI-IPC!** Non-invasive Interproximal Enamel Correction. Avoiding any over reduction, saving patient enamel! That's our priority at all.

OPEN CONTACT POINT

Quick and safe opening, without being able to injure the soft parts. (gum, tongue or lips), starting from only 0.05mm (1 side), or from 0.1mm 2 sides! The opening of the contact point takes place quickly and effective.



ACHIEVE NEEDED THICKNESS

Open the spaces until you reach the opening required by your protocol. Proceed starting with the calibrated thicknesses (starting from 0.05mm, 0.1mm, 0.2mm, 0.25mm, 0.3mm, 0.4mm, up to 0.5mm). The 0.4mm and 0.5mm files are in resin for a much greater flexibility that also allows you to contour, (re-shape), and then go on to sand with finer grains, before proceeding with the final polishing. Avoid using too aggressive diamond grits (90, 120 and 150 microns), avoid this absolutely!



CONTOURING FINISHING

Once the required space has been reached, a passage with finer grain than that used for the last opening will be made. (ideal 25-40micron), so as to reduce the micro-grooves created with the reduction. This is why we recommend the use of much more flexible resin diamond files, which allow contouring (elimination of too squared corners) and then allow you to finish with a mirror polish of the enamel in a single step. Diamond resin on 2 sides or if desired also with 1 side only.



THE ONE-SIDED FINISHING

As for phase 3, but for those situations where only an intervention on the mesial or distal part is required. The same procedure applies as for phases 1, 2 and 3, but precisely with diamond files on one side only.

FINAL POLISHING

After finishing, finish the treatment with the final polishing of the treated parts. With the PoliStrip we guarantee you a perfect polish that goes far beyond natural enamel! Unique flexible resin files, double-sided treated with aluminum oxide. See electron microscope (SEM) results.



REMINERALIZING ENAMEL

After IPC, the stripping process has removed both the protective pellicle and interdental tooth structure. Remineralising the surface is essential not just to reduce risk of sensitivity and staining, but also to protect against attack from bacteria contained in dental plaque which develops rapidly after IPC (due to the roughened tooth surfaces). Ideally BioMin toothpaste should be applied immediately after IPC and then twice daily throughout the course of alignment treatment. In the case of fixed orthodontics, the use of BioMin F toothpaste may also reduce the risk of white spot lesions.



Procedures and recommendations for predictable non-invasive inter-proximal enamel correction. *(Also called IPR, stripping or slenderizing)*

Dentasonic declines all responsibility for improper use of its products that differ from what is indicated in this user manual.



These flexible files with predefined thickness allow you first of all to avoid excessively reducing the patient's enamel, moreover the diamond grains are non-invasive (shallower micro grooves = faster finishing and polishing), but equally effective to guarantee a quick treatment.

With the resin diamond DiaStrips (no metal, no nickel), we can guarantee a much higher flexibility than metal ones, thus making the contouring much more accentuated and easier than any metal file. These are in summary the peculiarities of our concept for a safe and quality result.

Step 1

Open the contact point with DiaSaw.

Quick and safe opening, without being able to injure the soft parts, (gum, tongue or lips). Starting from only 0.05mm (1 side), or from 0.1mm 2 sides! **Our strips do not cut parts such as gum, tongue or lips of patients!**

The opening of the contact point takes place quickly and effectively. Depending on the situation you can also decide to open the contact point with a non-serrated file. More thin the strip are, more easier it will be to open the contact point.

1 side DiaSaw		2 sides DiaSaw	
P/N: left	DSS-005L	DSS-01	DSS-02
P/N: right	DSS-005R		
Opening:	0.05mm	0.05mm	0.1mm 0.2mm
Use:	contact point calibrated opening		

Step 2

Create the space required by the protocol.

Open the spaces until you reach the thickness required by your protocol.

Proceed starting with the calibrated strips (starting from 0.05mm, 0.1mm, 0.2mm, 0.25mm, 0.3mm, 0.4mm, up to 0.5mm). The 0.5mm files are in resin for a much greater flexibility that also allows you to contour, and then go on to sand with finer grains, before proceeding with the final polishing.

We never go beyond 60 microns! This deliberately.

Avoid using too aggressive diamond grits (90, 120 and 150 microns), avoid this absolutely!

If required, you can also use single-sided files for mesial or distal areas. From 0.1mm to 0.3mm in metal. Or from 0.08mm to 0.12mm in diamond resin.

2 Sides DiaStrip		Resin DiaStrip		
P/N:	DSM-01	DSM-02	DSM-03	DSM-04 RDS-05
Opening:	0.1mm	0.2mm	0.3mm	0.4mm 0.5mm
Use:	Opening	Opening	Opening	Opening

Avoid using grains that go beyond 60 microns for your approximal treatments (IPR, RAS, Stripping), (over 60 microns the grain is too aggressive on the enamel, it creates too deep micro grooves which you then have to eliminate by reducing a lot more enamel than necessary, spending more time and still having to polish the treated surface well! This should really be avoided.

Step 3

The finishing phase begins.

Once the required space has been reached, a passage with finer grain than that used for the last opening will be made, (ideal 25-40micron). So as to reduce the micro-grooves created with the reduction. This is why we recommend the use of much more flexible resin diamond files, which allow contouring (elimination of too squared corners) and then allow you to finish with a mirror polish of the enamel in a single step. **Diamond resin on 2 sides or if desired also with 1 side only.**

2 Sides Resin DiaStrip				
P/N:	RDS-02	RDS-025	RDS-03	RDS-04 RDS-05
Grain:	9 µm	15 µm	30 µm	60 µm
Opening:	0.2mm	0.25mm	0.3mm	0.4mm 0.5mm
Use:	Shiny	Polishing	Pre-polishing	Contouring Reduction

Step 3 1 side

The one-sided finish.

As for phase 3, but for those situations where only an intervention on the mesial or distal part is required. the same procedure applies as for phases 1, 2 and 3, but precisely with diamond files on one side only.

1 side Resin DiaStrip			
P/N: left	RDS-008L	RDS-009L	RDS-010L RDS-012 L
P/N: right	RDS-008R	RDS-009R	RDS-010R RDS-012 R
Grain:	9 µm	15 µm	30 µm 60 µm
Opening:	0.08mm	0.09mm	0.10mm 0.12mm
Use:	Shiny	Polishing	Pre-polishing Contouring

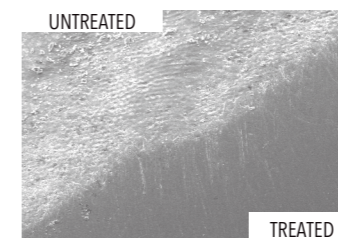
Step 4

The final polish! Very important


After finishing, finish the treatment with the final polishing of the treated parts. With the PoliStrip we guarantee you a perfect polish that goes far beyond natural enamel! Unique flexible resin files, double-sided treated with aluminum oxide. See electron microscope (SEM) results.

1 side Resin PoliStrip		2 sides Resin PoliStrip	
P/N: left	RPS-9L	RPS-15L	RPS-9 RPS-15
P/N: right	RPS-9R	RPS-15R	
µm (alu. oxide):	9 µm	15 µm	9 µm 15 µm
Use:	Shiny	Polishing on 1 side	Shiny Polishing on 2 sides


Polishing Surface enamel result



Untreated enamel surface and treated surface with Resin PoliStrip 15µm SEM enlargement 500x



Untreated enamel surface and treated with Resin PoliStrip 15µm SEM enlargement 2000x



Treated enamel surface (40µm) and center treated with Resin PoliStrip 15µm SEM enlargement 2000x

Courtesy of the Institute of Material Science: Technische Universität Darmstadt, Germany

Step 5

Remineralization of enamel! After IPC, the stripping process has removed both the protective pellicle and interdental tooth structure. Remineralising the surface is essential not just to reduce risk of sensitivity and staining, but also to protect against attack from bacteria contained in dental plaque which develops rapidly after IPC (due to the roughened tooth surfaces). Ideally BioMin toothpaste should be applied immediately after IPC and then twice daily throughout the course of alignment treatment. In the case of fixed orthodontics, the use of BioMin F toothpaste may also reduce the risk of white spot lesions.

IMPORTANT: we advise that it is really important to polish the treated surface, (see above step 4).



Non-Invasive-IPC.
The Safe and Gentle System from DentaSonic, protect your patient's enamel!

Oscillating DiaStrips are especially suitable for safe, precise, and non-invasive orthodontic preparations. Bilateral and monolateral, targeted-thickness strips, for a controlled interproximal correction, and reduction (NI-IPC) Targeted strips from 0.05 to 0.5mm.

Now new also resin two sides diamond coated, flexible resin DiaStrip from 0.2mm to 0.5mm.



Frontal non-invasive IPC treatment with DiaStrip, using 0.1mm, 0.2mm, 0.25mm, and 0.3mm sizes. Courtesy of Dr. Raphaël Philippe, Nyon.

Suitable for:
■ Orthodontic
■ Aligner

Indications


- Opening of the interdental contact points
- Widening of the interdental spaces in orthodontics by bilateral controlled tooth size reduction
- Resolve of minor crowding and treatment finishing in orthodontics
- Avoiding unnecessary over enamel reduction!
- Bilateral approximal enamel polishing

Benefits

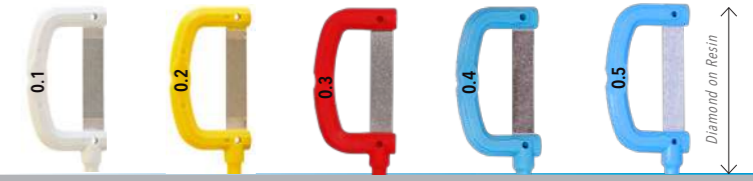
- Efficient, safe, gentle, and agreeable opening of the interdental contact points
- Rapid and controlled reduction of the enamel
- Proximal contouring, finishing and polishing of both adjacent teeth in a single procedure with special flexible resin diamond coated strips

Indication:	Resin Diamond Grain:
• Medium = Final preparation	60
• Fine = Finishing	30
• Fine = Polishing	15
• Extra fine = Shining	9

Blister confection
Available with 5 and 12 pieces.
Also in 1 and 3 for metal Strips.




2 sides **metal** diamond coated strip



2 sides	DiaStrip				Resin DiaStrip
Old Ref:	DSM-15	DSM-25	DSM-40	DSM-60	
New P/N:	DSM-01	DSM-02	DSM-03	DSM-04	RDS-05
Opening:	□ 0.1mm	■ 0.2mm	■ 0.3mm	■ 0.4mm	■ 0.5mm
Blister pack:	1, 3, 5 and 12 pieces				
Thickness=	+/- 0.05mm				


2 sides **resin** diamond coated strip



2 sides	Resin DiaStrip				
Old Ref.:	RDS-9	RDS-15	RDS-30	RDS-45	
New P/N:	RDS-02	RDS-025	RDS-03	RDS-04	RDS-05
Grain:	9 µm	15 µm	30 µm	60 µm	60 µm
Thickness:	■ 0.2mm	■ 0.25mm	■ 0.3mm	■ 0.4mm	■ 0.5mm
Blister pack:	5 and 12 pieces				


Disposable can be used 3 times from canin distal to canin distal

1 side **metal** diamond coated strip



1 side	DiaStrip		
Old Ref.:	DSM1-15	DSM1-25	DSM1-40
New P/N: left	DSM-01L	DSM-02L	DSM-03L
New P/N: right	DSM-01R	DSM-02R	DSM-03R
Opening:	□ 0.1mm	■ 0.2mm	■ 0.3mm
Blister pack:	1, 3, 5 and 12 pieces		
Thickness =	+/- 0.05mm		

1 side **resin** diamond coated strip



1 side	Resin DiaStrip			
Old Ref.:	RDS-09L/R	RDS-15L/R	RDS-30L/R	RDS-60L/R
New P/N: left	RDS-008L	RDS-009L	RDS-010L	RDS-012 L
New P/N: right	RDS-008R	RDS-009R	RDS-010R	RDS-012 R
Thickness:	■ 0.08mm	■ 0.09mm	■ 0.10mm	■ 0.12mm
Blister pack:	5 and 12 pieces			

Disposable can be used 3 times from canin distal to canin distal

The effective, safe, and gentle solution to open the contact point.

Oscillating DiaSaw is especially designed to prevent any injuries of soft tissue, for a safe, quick, non invasive contact-point opening. Monolateral or bilateral targeted thickness saw. **No injuries to patients (gum).**

Indications

- Opening of tight interdental contact points
- Widening of the interdental spaces in orthodontics by bilateral controlled tooth size reduction

Benefits

- Rapid, controlled, and agreeable opening of the interdental contact points
- No injuries to patients (gums)
- Efficient and fast opening of tight contact areas in IPC treatments



Frontal Non-invasive IPC treatment with DiaSaw, 0.1mm. Courtesy University of Tor Vergata Rome.



1 side & 2 sides **metal Saw** diamond coated



1 side DiaSaw		2 sides DiaSaw	
P/N: left	DSS-005L	DSS-01	DSS-02
P/N: right	DSS-005R		
Opening:	<input type="checkbox"/> 0.05mm <input type="checkbox"/> 0.05mm	<input type="checkbox"/> 0.1mm	<input type="checkbox"/> 0.2mm
Coating:	1 side 1 side	2 sides	2 sides
Blister pack:	1, 3, 5 and 12 pieces		
Thickness = +/- 0.05mm		Thickness = +/- 0.05mm	

metal Saw uncoated



Indications

- Opening bonded contact points!

Benefits

- Extremely thin saw, uncoated. Save the enamel surface.

DiaSaw	
P/N:	DSS-1
Opening:	<input checked="" type="checkbox"/> 0.05mm
Coating:	not coated
Blister pack:	5 and 12 pieces

Non-Invasive IPC. Safe and gentle system to protect the enamel of your patients with more flexible and thin strips.

Oscillating DiaBee are especially suitable for safe, precise, non-invasive orthodontic preparations. Bilateral, targeted-thickness strips, more flexible than the DiaStrips for controlled interproximal correction, (NI-IPC). Targeted strips from 0.1 to 0.3mm

Indications

- Opening of the interdental contact points
- Widening of the interdental spaces in orthodontics by bilateral controlled tooth size reduction
- Resolve of minor crowding and treatment finishing in orthodontics
- Bilateral approximal enamel pre polishing

Benefits

- Efficient, flexible, safe, gentle, and agreeable opening of the interdental contact points
- Rapid and controlled reduction of the enamel
- Very thin and flexible strip.

2 sides **metal** diamond bee structured coated strip



2 sides DiaBee			
P/N:	DSB-15	DSB-25	DSB-40
Opening:	<input type="checkbox"/> 0.1mm	<input type="checkbox"/> 0.2mm	<input type="checkbox"/> 0.25mm
Grain µm:	15 µm	25 µm	40 µm
Blister pack:	1, 3, 5 and 12 pieces		DSB-60
			60 µm
Thickness = +/- 0.05mm			

metal Bee structured uncoated



Indications

- approximal plaque removal

Benefits

- Extremely thin saw, uncoated. Save the enamel surface.

DiaPlaque	
P/N:	DP-1
Opening:	<input checked="" type="checkbox"/> 0.05mm
Coating:	not coated
Blister pack:	1, 3, 5 and 12 pieces

Perfect solution for all your approximal flexible contouring, finishing and polishing treatments.

Resin DiaStrips diamond-coated, are especially suitable for safe, precise, and comfortable non-invasive restorative contouring, finishing, and polishing. Monolateral flexible strips. To recreate natural tooth shape after your restoration.

Indications

- Flexible contouring, finishing and polishing on the approximal zone.
- Reshaping and restoring of the interdental spaces in restorative by monolateral controlled tooth size.
- Professional finishing & polishing of both teeth sides.
- Removing overhangs on crowns and veneers by restorative treatments.

Benefits

- Rapid, controlled, and agreeable finishing and polishing of the interdental zone.



Suitable for:

- Restoration, Veneers
- Aligner
- Orthodontic

1 side resin diamond coated finishing strip



Disposable can be used 3 times from canin distal to canin distal

1 side	1 side Diamond Resin DiaStrip			
Old Ref.:	RDS-60L/R	RDS-30L/R	RDS-15L/R	RDS-9L/R
New P/N: left	RDS-60L	RDS-30L	RDS-15L	RDS-9L
New P/N: right	RDS-60R	RDS-30R	RDS-15R	RDS-9R
Thick. 1 side:	0.15mm	0.10mm	0.09mm	0.08mm
Grain µm:	60 µm	30 µm	15 µm	9 µm
Blister pack:	12 pieces			

until end of stock

uncoated metal Saw open bonding



Indications

- Opening bonded contact points!

Benefits

- Extremely thin saw, uncoated. Save the enamel surface.

DiaSaw

P/N:	DSS-1
Opening:	0.05mm
Coating:	not coated
Blister pack:	5 and 12 pieces

Perfect final solution for all your approximal polishing treatments. To create a well-rounded shape after restorations and/or IPC treatments.

PoliStrip are especially suitable for safe, abrasive precise, comfortable non-invasive polishing. Bilateral, and or monolateral flexible strips, for controlled interproximal polishing on approximal surfaces.

Indications

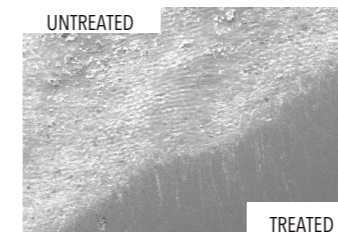
- Flexible polishing on the approximal zone
- Professional polishing in one step of both teeth sides

Benefits


- Rapid, controlled, and agreeable polishing of the interdental zone.
- Smoother polishing to avoid removing more enamel than necessary




Polishing enamel surface result



UNTREATED
Untreated enamel surface and treated surface with Resin PoliStrip 15µm SEM enlargement 500x



TREATED
Untreated enamel surface and treated surface with Resin PoliStrip 15µm SEM enlargement 2000x



Treated enamel surface (40µm) and center treated with Resin PoliStrip 15µm SEM enlargement 2000x

Courtesy of the Institute of Material Science: Technische Universität Darmstadt, Germany

1 side & 2 sides resin aluminium oxid coated strip



Disposable can be used 3 times from canin distal to canin distal

	1 side Resin PoliStrip		2 sides Resin PoliStrip	
P/N: left	RPS-9L	RPS-15L	RPS-9	RPS-15
P/N: right	RPS-9R	RPS-15R		
µm (alu. oxide):	9 µm	15 µm	9 µm	15 µm
Blister pack:	12 pieces		12 pieces	

light,
water cooling,
silent,
interchangeable
head,
accurate,
comfortable,
2 years
guarantee,
total movement
control

WE
CARE FOR
ENAMEL



DENTA
SONIC

“Secure and
total movement
control for your
comfort.”

Starter Kit



Twist Contra Angle 4:1, 6:1, 1.1mm, 0.9mm

DentaSonic Professional IPC Kit


The ultimate Professional Kit for non-invasive, accurate and gentle NI-IPC.

The ultimate Professional Kit in a cardboard box with a complete range of DiaStrip for the **bilateral and monolateral** controlled non-invasive IPC (approximal correction) of the tooth size and the proximal finishing & polishing in orthodontics, aligners, and/or restorative. Water cooled oscillating handpiece with a 4:1 ratio, in addition also a 2nd. oscillating head, and one measuring gauge with 6 thicknesses.

Suitable for:
■ Orthodontic
■ Aligner



- Benefits**
- Efficient, safe, gentle, and agreeable opening of the interdental contact points
 - Rapid and controlled reduction of the enamel
 - Proximal contouring, finishing and polishing of both adjacent teeth in a single procedure with special flexible resin diamond coated strips



Professional Kit 2



New Starter Kit with more items

- + 8 Strip
- + 2 Debonding polishers
- + Stery Strip Holder
- + 2 CombiStrip
- + 1 BioMin Remineralization toothpaste

New now with stainless steel strip stery holder



All Professional Starter Kit will contain also one BioMin Remineralization toothpaste



DentaSonic Professional IPC Kit

New Starter Kit with more items

- + 8 Strip
- + 2 Debonding polishers
- + Stery Strip Holder
- + 2 CombiStrip
- + 1 BioMin Remineralization toothpaste



Ref: DSG-204
Twist Hand Piece



Professional Kit 2

Art. Ref.:	DSPK2-2Y	DSPK2-1Y	DSPK2L-2Y
Stroke:	4:1	4:1	4:1
Pieces:	35	35	35
Sterilizable:	Yes	Yes	Yes
Application:			
	with 1 additional reciprocating head, and voucher	no voucher	with voucher

Special warranty options

2 years warranty

1 year warranty


1 additional reciprocating head
+
Reparation Voucher

1 additional reciprocating head

All Professional Starter Kit will contain also one BioMin Remineralization toothpaste



Professional Kit 1



Art. Ref.:	DSPK1-2Y
Stroke:	4:1
Pieces:	35
Sterilizable:	Yes
Application:	
	with 1 additional rotating push button head
Warranty option:	2 years

Professional Kit 2



- Content: Art. Ref.: DSPK1-2Y (Ex Professional Duo Kit)**
- 1x DSS-01, DSS-02, DSM-03, DSM-04, RDS-04, RDS-05mm 2 sides
 - 1x DSS-005, DSM-01, DSM-02, DSM-03, RDS-009L, RDS-010Lmm 1 side
 - 3x RPS-9, 3x RPS-15
 - 1x DSG-204 Twist water-cooling HP, 4:1, STROKE 1,1mm
 - 1x DSH-30 rotating Push Button Head
 - 2x DB-R20 Cup, 2x DB-R21 Point, Debonding polishers
 - 1x MG-6, Measuring gauge with 6 thicknesses: 0.1, 0.15, 0.2, 0.3, 0.4, 0.5mm
 - 1x ST-5, Stainless steel SteryStrip Holder
 - 1x MG-1 extraction tip + 1x SN-1 Spray nozzle, 1x WN-1 water hole needle
 - 2x CS-60-40, 1x CS-20-7, Finishing CombiStrip
 - 1x HP Instruction booklet, 1x Worldwide Warranty, 1x Leaflet
 - 1x IFU, Instructions for use.
 - 1x BioMin Remineralization toothpaste
- Content of the items inside the starter kit can change whitout prior notice.

- Content: Art. Ref.: DSPK2-2Y**
- 1x DSS-01, DSS-02, DSM-03, DSM-04, RDS-04, RDS-05mm 2 sides
 - 1x DSS-005, DSM-01, DSM-02, DSM-03, RDS-009, RDS-010mm 1 side
 - 3x RPS-9, 3x RPS-15
 - 1x DSG-204 Twist water-cooling HP, 4:1, STROKE 1,1mm
 - 1x DSH-10 reciprocating Head, + maintenance voucher
 - 2x DB-R20 Cup, 2x DB-R21 Point, Debonding polishers
 - 1x MG-6, Measuring gauge with 6 thicknesses: 0.1, 0.15, 0.2, 0.3, 0.4, 0.5mm
 - 1x ST-5, Stainless steel SteryStrip Holder
 - 1x MG-1 extraction tip + 1x SN-1 Spray nozzle, 1x WN-1 water hole needle
 - 2x CS-60-40, 1x CS-20-7, Finishing CombiStrip
 - 1x HP Instruction booklet, 1x Worldwide Warranty, 1x Leaflet
 - 1x IFU, Instructions for use.
 - 1x BioMin Remineralization toothpaste
- Content of the items inside the starter kit can change whitout prior notice.

Professional Kit 3



Art. Ref.:	DSPK3-2Y
Stroke:	4:1
Pieces:	36
Sterilizable:	Yes
Application:	
	with a 1 additional reciprocating, and 1 rotating head
Warranty option:	2 years

- Content: Art. Ref.: DSPK3-2Y**
- 1x DSS-01, DSS-02, DSM-03, DSM-04, RDS-04, RDS-05mm 2 sides
 - 1x DSS-005, DSM-01, DSM-02, DSM-03, RDS-009L, RDS-010Lmm 1 side
 - 3x RPS-9, 3x RPS-15
 - 1x DSG-204 Twist water-cooling HP, 4:1, STROKE 1,1mm
 - 1x DSH-10 reciprocating Head, + maintenance voucher
 - 1x DSH-30 rotating Push Button Head
 - 2x DB-R20 Cup, 2x DB-R21 Point, Debonding polishers
 - 1x MG-6, Measuring gauge with 6 thicknesses: 0.1, 0.15, 0.2, 0.3, 0.4, 0.5mm
 - 1x ST-5, Stainless steel SteryStrip Holder
 - 1x MG-1 extraction tip + 1x SN-1 Spray nozzle, 1x WN-1 water hole needle
 - 2x CS-60-40, 1x CS-20-7, Finishing CombiStrip
 - 1x HP Instruction booklet, 1x Worldwide Warranty, 1x Leaflet
 - 1x IFU, Instructions for use.
 - 1x BioMin Remineralization toothpaste
- Content of the items inside the starter kit can change whitout prior notice.

Basic Set Orthodontic

A basic set for those that want to start with basic knowledge about NI-IPC.

Basic set: water-cooled handpiece with a 4:1 reduction, and interchangeable head. Ideal basic initial set for **Bilateral** controlled non-invasive IPC (approximal correction / reduction) of the tooth size and the proximal finishing & polishing in orthodontics, and lingual, aligners as well.

Suitable for:

- Orthodontic
- Lingual
- Aligner



Benefits

- Efficient, safe, gentle, and agreeable opening of the interdental contact points
- Rapid and controlled correction of the enamel
- Proximal contouring, finishing and polishing of both adjacent teeth in a single procedure with special flexible resin diamond coated strips

Basic Set Ortho

Art. Ref.: DSG4-204
 Stroke: 4:1
 Pieces: 14
 Sterilizable: Yes
 Application: ■ ■
 with a 1 additional reciprocating head
 Warranty option: 1 or 2 years

Content: Art. Ref.: DSG4-204
 1x DSS-01, 1x DSS-02, 1x DSM-02, 1x DSM-03, 1x DSM-04,
 1x RDS-05mm 2 sides, 2X RPS-15
 1x DSG-204 Twist water-cooling HP, 4:1, STROKE 1,1mm
 1x DSH-10 reciprocating Head
 1x MG-6, Measuring gauge with 6 thicknesses:
 0.1, 0.15, 0.2, 0.3, 0.4, 0.5mm
 1x MG-1 extraction tip + 1x SN-1 Spray nozzle
 1x WN-1 water hole needle, 1x HP Instruction booklet,
 1x Worldwide Warranty, 1x IFU, Instructions for use

Content of the items inside the Basic Set can change without prior notice.



1 additional reciprocating head



Basic Set Aligner

A basic set for those that want improve their NI-IPC with aligner treatments.

Water-cooled handpiece with a 4:1 reduction. Ideal basic initial set for **Bilateral** controlled non-invasive IPC (approximal correction / reduction) of the tooth size and the flexible proximal finishing & polishing in aligners.

Suitable for:

- Aligner
- Orthodontic
- Lingual



Benefits

- Efficient, safe, gentle, and accurate opening of the interdental contact points
- Rapid and controlled correction of the enamel
- Proximal contouring, finishing and polishing of both adjacent teeth in a single procedure with special flexible resin diamond coated strips

Basic Set Aligner

Art. Ref.: DSG4A-204
 Stroke: 4:1
 Pieces: 13
 Sterilizable: Yes
 Application: ■ ■
 Warranty option: 1 or 2 years

Content: Art. Ref.: DSG4A-204
 1x DSS-01, 1x DSM-02, 1x DSM-03, 1x DSM-04, 1x RDS-05,
 3X RPS-15, 2 sides
 1x DSG-204 Twist water-cooling HP, 4:1, STROKE 1,1mm
 1x MG-6, Measuring gauge with 6 thicknesses:
 0.1, 0.15, 0.2, 0.3, 0.4, 0.5mm
 1x MG-1 extraction tip + 1x SN-1 Spray nozzle
 1x WN-1 water hole needle, 1x HP Instruction booklet,
 1x Worldwide Warranty
 1x IFU, Instructions for use

Content of the items inside the Basic Set can change without prior notice.



Basic Set Orthofamily

A basic set for those that want to start with basic knowledge about NI-IPC.

Basic set Orthofamily: water-cooled handpiece with a 4:1 reduction. Ideal basic initial set for **Bilateral** controlled non-invasive IPC (approximal correction / reduction) of the tooth size and the proximal finishing & polishing in orthodontics, and lingual, aligners as well.



Suitable for:

- Orthodontic
- Lingual
- Aligner



Benefits

- Efficient, safe, gentle, and agreeable opening of the interdental contact points
- Rapid and controlled correction of the enamel
- Proximal contouring, finishing and polishing of both adjacent teeth in a single procedure with special flexible resin diamond coated strips

Basic Set Orthofamily

Art. Ref.:	DSG4-204-OF
Stroke:	4:1
Pieces:	13
Sterilizable:	Yes
Application:	■ ■
Warranty option:	1 year

Content: Art. Ref.: DSG4-204-OF

- 1x DSS-01, 1x DSM-02, 1x DSM-03, 1x DSM-04,
- 4x RPS-15
- 1x DSG-204 Twist water-cooling HP, 4:1, STROKE 1,1mm
- 1x MG-6, Measuring gauge with 6 thicknesses: 0.1, 0.15, 0.2, 0.3, 0.4, 0.5mm
- 1x MG-1 extraction tip + 1x SN-1 Spray nozzle
- 1x WN-1 water hole needle, 1x HP Instruction booklet,
- 1x Worldwide Warranty, 1x IFU, Instructions for use

Content of the items inside the Basic Set can change without prior notice.

Tested by Tor Vergata University, Rome.

Recognised Invisalign centre for Invisalign certification courses.



Basic Set Orthodontic NWC

A basic set for those that want to start with basic knowledge about NI-IPC.

Basic set NWC: no water-cooled handpiece with a 4:1 reduction. Ideal basic initial set for **Bilateral** controlled non-invasive IPC (approximal correction / reduction) of the tooth size and the proximal finishing & polishing in orthodontics, and lingual, aligners as well.

Suitable for:

- Orthodontic
- Lingual
- Aligner



Benefits

- Efficient, safe, gentle, and agreeable opening of the interdental contact points
- Rapid and controlled correction of the enamel
- Proximal contouring, finishing and polishing of both adjacent teeth in a single procedure with special flexible resin diamond coated strips

Basic Set Ortho NWC

Art. Ref.:	DSG4-200
Stroke:	4:1
Pieces:	12
Sterilizable:	Yes
Application:	■ ■
Warranty option:	1 year

Content: Art. Ref.: DSG4-200

- 1x DSS-01, 1x DSS-02, 1x DSM-02, 1x DSM-03, 1x DSM-04,
- 1x RDS-05mm 2 sides, 2X RPS-15
- 1x DSB-200 No water-cooling HP, 4:1, STROKE 1,1mm
- 1x MG-6, Measuring gauge with 6 thicknesses: 0.1, 0.15, 0.2, 0.3, 0.4, 0.5mm
- 1x MG-1 extraction tip + 1x SN-1 Spray nozzle
- 1x HP Instruction booklet, 1x Worldwide Warranty,
- 1x IFU, Instructions for use

Content of the items inside the Basic Set can change without prior notice.



Restorative Finishing Kit

The ultimate Restorative Kit for non-invasive, accurate and gentle restoration.

The ultimate Restoration finishing Kit confectioned in a box with a complete range of Resin DiaStrip for the **monolateral** controlled non-invasive proximal finishing & polishing in restoration, and veneers and overhangs removing. Water cooled oscillating handpiece with a 4:1 ratio, and light, in addition also a 2nd. reciprocating head

New Starter Kit with more content

- + 8 Strip
- + 4 Debonding polishers
- + Stery Strip Holder
- + 4 CombiStrip

Suitable for:

- Veneers
- Crown & Bridges



Benefits

- Rapid and controlled removing of overhangs
- Proximal flexible contouring, finishing and polishing.
- If needed also for both adjacent teeth in a single procedure with special flexible resin diamond coated strips


Restorative Kit

Stroke:	4:1
Pieces:	28
Sterilizable:	Yes
Application:	■ ■

with 1 reciprocating head



Art. Ref.: DSRFK1-2Y



Content of the items inside the starter kit can change without prior notice.

	x2	x2	x2	x1	x1	x2
1 side	Saw	Diamond Resin DiaStrip, 1 side				
New P/N: left	DSS1	RDS-60L	RDS-30L	RDS-15L	RDS-9L	RPS-15L
New P/N: right		RDS-60R	RDS-30R	RDS-15R	RDS-9R	RPS-15R
Thick. 1 side:	0.05mm	0.15mm	0.10mm	0.09mm	0.08mm	0.1mm
Purpose:	-	remove overhangs	Contouring	Finishing	Final glossy	Polishing



Content: Art. Ref.: DSRFK1-2Y

- 2xRDS-60L/R, 2xRDS-30L/R, 1x RDS-15L/R, 1X RDS-09L/R,
- 2x DSS-1, 2X RPS-15L, 2X RPS-15R
- 1x DSG-204 Twist water-cooling HP, 4:1, stroke 1,1mm
- 1x DSH-10 reciprocating Head
- 2x DB-R20 Cup, 2x DB-R21 Point, Debonding polishers
- 1x ST-5, Stainless steel SteryStrip Holder
- 1x MG-1 extraction tip + 1x SN-1 Spray nozzle
- 2x CS-60-40, 1x CS-20-7, Finishing CombiStrip
- 1x HP Instruction booklet, 1x Worldwide Warranty, 1x Leaflet
- 1x IFU, Instructions for use.

DSRFK1-1Y



Content: Art. Ref.: DSRFK1L-2Y

- 2xRDS-60L/R, 2xRDS-30L/R, 1x RDS-15L/R, 1X RDS-09L/R,
- 2x DSS-1, 2X RPS-15L, 2X RPS-15R
- 1x DSG-204L Twist water-cooling HP, light, 4:1, stroke 1,1mm
- 1x DSH-10 reciprocating Head
- 2x DB-R20 Cup, 2x DB-R21 Point, Debonding polishers
- 1x ST-5, Stainless steel SteryStrip Holder
- 1x MG-1 extraction tip + 1x SN-1 Spray nozzle
- 2x CS-60-40, 1x CS-20-7, Finishing CombiStrip
- 1x HP Instruction booklet, 1x Worldwide Warranty, 1x Leaflet
- 1x IFU, Instructions for use.

DSRFK1L-1Y

DentaSonic Twist Handpiece, for comfortable, silent, and vibration-free reciprocating treatments.

Handpiece for proximal restorative treatment with back&forward movement. Especially suitable for safe, precise, non-invasive orthodontic, aligner, lingual, and restorative preparations.

Handpiece Maintenance. To guarantee that the products have a long service-life, please refer to the manufacturer's instructions.

Suitable for:

- Orthodontic
- Aligner
- Restorative/Veneers
- Prophylaxis

Benefits

- No vibration!
- Really silent!
- Interchangeable head
- Internal water cooling
- 4:1, 6:1 reduction
- 0.9, 1.1mm stroke



Name:	DS-Twist	DS-Twist Light	DS-Twist 40	Micro Motor
Article Ref.	DSG-204, DSG9-204	DSG-204L, DSG9-204L	DSG-240, DSG9-240	DSMM-200
Type:	Int. water cooling	Int. water cooling	Int. water cooling	-
Stroke:	0.9mm	0.9mm	0.9mm	-
Attachment:	ISO	ISO	ISO	4 hole attachment
Ratio:	green (ring) 4:1	green (ring) 4:1	green (ring) 6:1	-
Ideal speed:	max 25'000	max 25'000	max 40'000	max 25'000
Stock:	available	available	available	available
Suitable for:	■ ■ ■ ■	■ ■ ■ ■	■ ■ ■ ■	■ ■ ■



Name:	DiaStrips Head	DiaStrips Head	RA 204 Bur Head	Extraction Tip	Spray Nozzle	hole needle	
Article Ref.	DSH-09	DSH-10	DSH-30	MG-1	SN-1	WN-1	
Stroke:	0.9mm	1.1mm	rotating	-	-	-	
Ideal speed:	5'000-7'000opm	5'000-7'000opm	10'000 - 25'000rpm	-	-	-	
Stock:	available	available	available	available	available	available	
Suitable for:	■ ■ ■ ■	■ ■ ■ ■	■ ■ ■	■ ■ ■	■ ■ ■	■ ■ ■	■ ■ ■

Important speed advise how to operate with oscillating hand pieces
Fits with all air and electric micromotors, (ISO) attachment with a speed of:

Using Micromotor	+	Handpiece Ratio	=	Ideal Operation Speed
Micromotor at 5.000rpm	+	Handpiece ratio 1:1	=	5.000rpm OK
Micromotor at 5.000rpm	+	Handpiece ratio 4:1	=	1.250rpm To slow
Micromotor at 20.000rpm	+	Handpiece ratio 4:1	=	5.000rpm OK
Micromotor at 25.000rpm	+	Handpiece ratio 4:1	=	6.250rpm OK
Micromotor at 40.000rpm	+	Handpiece ratio 4:1	=	10.000rpm To slow
Micromotor at 40.000rpm	+	Handpiece ratio 6:1	=	6.666rpm OK



Correct Handling How insert and remove tools from the head



How insert and remove correctly the strip from the hand piece.

Wrong strip handling



Correct strip handling



Keep the strip between your fingers, like the picture above.

Never push inside the strip into the head like the two picture on the left, because you will not have enough force, and you risk to break the shank/blade of the strip.

To insert the strip proceed by push the shank into the head, by turning on the right and left side until the grip are ok.

To remove the strip proceed by pull out from the head by turning on the right and left side.

Never plie the strip because you can broke the shank. The shank resist until 1kg force by plie it.

Debonding

Residues after bracket usage can be removed economically and particularly safely in comparison to the conventional removal techniques of adhesive or cement residues using diamond rotary or metallic instruments.

Safe removal of adhesive from brackets and attachment without damage to the natural tooth structure.

Whereas there is always the risk of damaging the natural tooth structure with rotary diamond or carbide instruments, this is eliminated owing to the hardness of the abrasive grit impregnated into the remover.

The microgrid acts definitively and is embedded in a hard synthetic rubber matrix. Safe and economical removal of adhesive residues is possible in a few minutes.



Set name:	Debonding Polisher	Debonding Polisher	Debonding Set
Art. Ref. Set:	DB-RE20	DB-RE21	DB-SE6
Shank type/shape:	204 / Cup	204 / Point	RA 204 / Cup and Point
Size (Ø mm)	6 x 8.3	5,2 x 10.5	
Rec. RPM:	3.000 - 5.000	3.000 - 5.000	
Pieces:	6	6	6
Sterilizable:	yes	yes	yes



Set name:	Debonding Polisher Green	Debonding Polisher Green	Debonding Set Green
Art. Ref. Refill:	DB-R20	DB-R21	DB-S6
Shank type/shape:	204 / Cup	204 / Point	RA 204 / Cup and Point
Size (Ø mm)	6 x 8.3	5,2 x 10.5	
Rec. RPM:	3.000 - 5.000	3.000 - 5.000	
Pieces:	6	6	6
Sterilizable:	yes	yes	yes

SteryStrip Holders

Inox SteryStrip

Stainless Steel Stery Holder for 5 strips.


Name:	SteryStrip
Article Ref.:	ST-5
Packaging:	1 piece



Inox SteryStrip

Stainless Steel Stery Holder for 6 strips.

Name:	SteryStrip
Article Ref.:	ST-6
Packaging:	1 piece



Manual Strip Handle

DentaSonic Strip Handle to improve the manual use of strips.

The head part can be rotated up to 90 degrees by going to slightly unscrew the middle part of the handle. This is a great advantage for operating in the buccal part where similar products usually do not have this option.



The head part can be rotated up to 90 degrees, rotating middle part.

Name:	Manual Strip Handle
Article Ref.:	DSH-1
Type:	RA shank (2.35mm)
Packaging:	1 piece
Autoclavable:	Yes



Rotate the head to open.

Insert the strip.

Gauge

DentaSonic Measuring Gauge on Stainless Steel, fully autoclavable. For the interdental space control in orthodontics.

Name:	Measuring Gauge
Article Ref.:	MG-6
Thickness mm:	0.1, 0.15, 0.2, 0.3, 0.4, 0.5
Packaging:	1 piece

Possible thickness combination:
from 0.1mm to 1.65mm

0.1,	
0.15, and	0.25
0.2,	0.35
0.3,	0.45
0.4,	0.55
0.5,	0.65 - 1.05 - 1.35 - 1.55 - 1.65



gentle,
predictable,
thickness,
safe,
accurate,
friendly,
abrasive

WE
CARE FOR
ENAMEL



DENTA
SONIC

“We treat
your enamel
with care, and
safely. **Try us!**”

ErgoDiaStrip - ErgoPlaque - Restostrip - Discs
ErgoStrip - ErgoSaw - ErgoPoliStrip - ErgoBee



Swiss ErgoStrip

Manual Diamond ErgoStrip suitable for safe, precise, orthodontic preparations.

Bilateral and/or monolateral, predefined thickness strips, for controlled IPC reduction/correction, and finishing & polishing in orthodontics or restorations.

Suitable for:
■ Orthodontic
■ Aligner



Finger Grip design for better tactile control & perfect grip

2 sides **metal** diamond coated strip

1 side **metal** diamond coated strip

ALIGNER, ORTHODONTIC, LINGUAL



Name:	ErgoStrip	ErgoStrip	ErgoStrip	ErgoStrip
Article Ref. 2 sides:	ESM-15	ESM-25	ESM-40	ESM-60
Grain μm :	15 μm	25 μm	40 μm	60 μm
Thickness 2 sides:	0.10 - 0.15mm	0.15 - 0.23mm	0.23 - 0.27mm	0.28 - 0.30mm
Packaging refills:	4 and 12 pieces			
Thickness = +/- 0.05mm				



Name:	ErgoStrip	ErgoStrip	ErgoStrip	ErgoStrip
Article Ref. 1 side:	ESM1-15	ESM1-25	ESM1-40	ESM1-60
Thickness 1 side:	0.10mm	0.15mm	0.20mm	0.20 - 0.24mm
Packaging refills:	4 and 12 pieces			
Thickness = +/- 0.05mm				

Swiss ErgoSaw

ErgoSaw bilateral diamond-coated saw, specially suitable for quick, safe, and precise interdental opening contact point in orthodontics. Bilateral (DSS) calibrated thickness strip.

Suitable for:
■ Orthodontic
■ Aligner
■ Prophylaxis

2 sides **metal saw** diamond coated strip



Name:	ErgoStrip Saw	ErgoStrip Saw	ErgoStrip Saw
Article Ref. 2 sides:	ESS-15	ESS-25	ESS-40
Grain μm :	15 μm	25 μm	40 μm
Thickness 2 sides:	0.10mm	0.15mm	0.23 - 0.27mm
Packaging refills:	4 and 12 pieces		
Thickness = +/- 0.05mm			until end of stock

RESTAURATION VENEERS

No Diamond coated



Name:	ErgoStrip Saw	ErgoPlaque
Article Ref. 2 sides:	ESS-1	EP-1
Grain μm :	No diamond, serrated	No diamond
Thickness 2 sides:	0.08mm	0.05mm
Packaging refills:	4 and 12 pieces	12 pieces
Thickness = +/- 0.05mm		

Swiss ErgoBee

ErgoBee with flexible bee structure, is especially suitable for safe, precise, non-invasive orthodontic preparations. Bilateral (DSB) calibrated thickness strips for controlled interproximal correction, finishing and polishing.

2 sides **metal Bee** diamond coated strip



Name:	ErgoBee	ErgoBee	ErgoBee	ErgoBee
Article Ref. 2 sides:	ESB-15	ESB-25	ESB-40	ESB-60
Grain μm :	15 μm	25 μm	40 μm	60 μm
Packaging refills:	4 and 12 pieces			
Thickness = +/- 0.05mm				
until end of stock				

ErigoStrip

Manual Diamond ErigoStrip suitable for safe, precise, restoration.

Monolateral, predefined thickness strips, for controlled finishing & polishing in restorations.

Suitable for:

- Restorative, Veneers



Finger Grip design for better tactile control & perfect grip

Erigo DiaStrip

Flexible Resin Diamond Finishing Strip

Restorative Finishing Tools

Single-handed Resin Diamond ErigoStrip for a monolateral approximal contouring, finishing & polishing restoration.

To create a rounded shape after restorative treatments, or IPC.

Erigo DiaStrip is a very flexible and thin polyester strip with ultra-fine diamond coating on one side. Excellent for finishing, contouring and polishing of interproximal areas and subgingival surfaces, will effectively high-gloss enamel, composites, and cements.



Finger Grip design for better tactile control & perfect grip

1 side metal diamond coated strip



Name:	ErigoStrip	ErigoStrip	ErigoStrip	ErigoStrip
Article Ref. 1 side:	ESM1-15	ESM1-25	ESM1-40	ESM1-60
Thickness 1 side:	0.10mm	0.15mm	0.20mm	0.20 - 0.24mm
Packaging refills:	4 and 12 pieces			
Thickness= +/- 0.05mm				



Disposable can be used 3 times from canin distal to canin distal

Name:	ErigoStrip	ErigoStrip	ErigoStrip	ErigoStrip
Art.ref.12 pieces:	ES-60	ES-30	ES-15	ES-9
Coating side:	1 side	1 side	1 side	1 side
Grain µm:	60 µm	30 µm	15 µm	9 µm
Coating:	Diamond	"	"	"
Thickness:	0.15mm	0.10mm	0.09mm	0.08mm
Packaging refills:	12 pieces			

until end of stock

Extremely flexible and thin polyester resin DiaStrip coated with ultra fine diamond abrasive on one side. Excellent for perfect polishing and finishing of interproximal surfaces and subgingival areas. Effectively polishes the surface of enamel, composites and cements.

Erigo PoliStrip

Restorative Polishing Tools

The perfect solution for all your approximal flexible polishing and shining treatments.

Erigo PoliStrip is a very flexible and thin polyester strip with ultra-fine silicium abrasive coating on one, and two sides.

Excellent for high polishing and the finishing of interproximal areas and subgingival surfaces, will effectively high-gloss enamel, composites, and cements.




Suitable for:


- Restorative, Veneers
- Orthodontic
- Aligner



Polishing Surface enamel result



Untreated enamel surface and treated surface with Resin PoliStrip 15µm SEM enlargement 500x



Untreated enamel surface and treated with Resin PoliStrip 15µm SEM enlargement 2000x



Treated enamel surface (40µm) and center treated with Resin PoliStrip 15µm SEM enlargement 2000x

Courtesy of the Institute of Material Science: Technische Universität Darmstadt, Germany



Disposable can be used 3 times from canin distal to canin distal

Name:	Erigo PoliStrip	Erigo PoliStrip
Article Ref.:	REPS1-15	REPS-15
Coating side:	1 side	2 sides
Grain µm:	15	15
Coating:	aluminium oxide	"
Packaging refills:	12 pieces	

until end of stock

RestoStrip Diamond

New, smart, resin diamond, and aluminium oxide coated strip, for approximal mesially and distally finishing restoration.

Dentasonic Resin Diamond and aluminium oxide RestoStrip System is an innovative new precision polyester (resin) dental strip designed to achieve ideal approximal contact adjustment and a complete marginal seating of crowns, veneers, inlays/onlays, and an approximal contouring of composite fillings – accurately and with minimum time and effort.



Name:	RestoStrip	
Article Ref. No.:	RS-Dia-50	
Grain µm:	60-40	20-7
Thickness mm:	0.12	0.10
Size:	150 x 3mm	150 x 3mm
Packaging refills:	25 pieces	25 pieces

Suitable for:

- enamel
- composite
- ceramic
- zirconia

Available also as:

- single-handed strip
- handpiece strip
- 2 sided strips

BENEFITS

- 1 Coated with diamond grain, short treatment
- 2 Very tear resistant
- 3 Available in four grades
- 4 Extremely thin and flexible material, offering excellent adaptability even between tight interproximal contacts

RestoStrip Aluminium Oxide



Name:	RestoStrip	
Article Ref. No.:	RS-50	
Grain µm:	60-40	20-7
Thickness mm:	0.12	0.10
Size:	150 x 3mm	150 x 3mm
Packaging refills:	25 pieces	25 pieces



FlexiDisc Aluminium Oxide

New, smart, resin aluminium oxide coated disc's, for approximal mesially and distally finishing restoration.

Dentasonic resin aluminium oxide FlexiDisc System innovative new precision polyester (resin) dental disc designed to achieve ideal approximal contact adjustment and a complete marginal seating of crowns, veneers, inlays/onlays, and an approximal contouring of composite fillings – accurately and with minimum time and effort.



Name:	FlexiDisc	
Article Ref. No.:	FD-S1	
Grain µm:	60-40	20-7
Thickness mm:	0.20 - 0.17	0.14 - 0.11
Size:	14mm	14mm
Packaging refills:	50 pieces	50 pieces



Suitable for:

- Restorative, Veneers
- Aligner
- Orthodontic



CombiStrip

New, smart, resin aluminium oxide coated CombiStrip, for approximal mesially and distally finishing restoration.

Innovative CombiStrip System is an new precision polyester (resin) dental strip with two different grid and smart finger grip, and a free zone in the middle to pass over the contact point. Designed to offer better control during the treatment, and achieve ideal approximal adjustment and a complete marginal seating of crowns, veneers, inlays/onlays, and an approximal contouring of composite fillings – accurately and with minimum time and effort.



Name:	Combi FinishingStrip	1 side	
Article Ref. No.:	CS-Set	CS-60-40	CS-20-7
Grain µm:	60-40	60-40	20-7
Thickness mm:	0.12 - 0.10	0.12	0.10
Size:	85 x 3mm	85 x 3mm	85 x 3mm
Packaging refills:	44 pieces	44 pieces	44 pieces

BENEFITS

- 1 Very tear resistant
- 2 Available in four grades
- 3 Extremely thin and flexible material, offering excellent adaptability even between tight interproximal contacts

2 in 1

- Step 1: contouring, finishing
- Step 2: polishing, shining

After IPR, the stripping process has removed both the protective pellicle and interdental tooth structure.

Remineralising the surface is essential not just to reduce risk of sensitivity and staining, but also to protect against attack from bacteria contained in dental plaque which develops rapidly after IPC (due to the roughened tooth surfaces, but only if you didn't finished with a perfect polishing).

Ideally BioMin toothpaste should be applied immediately after IPC and then twice daily throughout the course of alignment treatment. In the case of fixed orthodontics, the use of BioMin F toothpaste may also reduce the risk of white spot lesions.

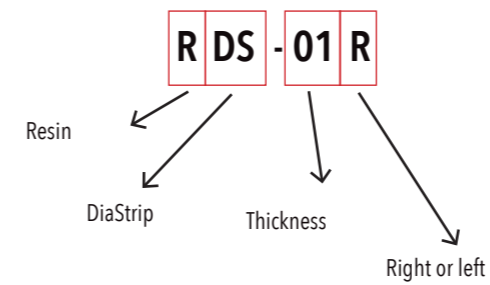
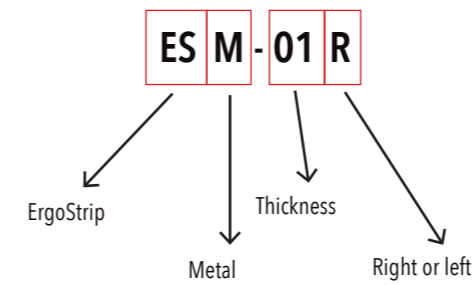
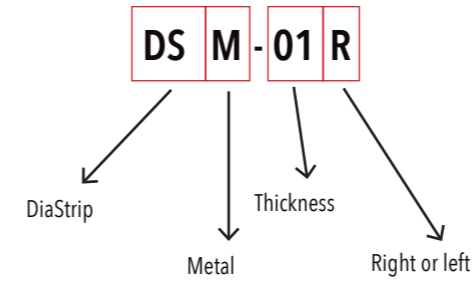


	18ml	75ml
P/N:	BM-F18	BM-F75
Pack:	50 pieces	8 pieces

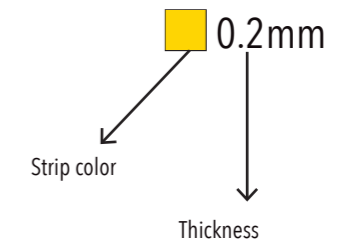


Items decoding guide

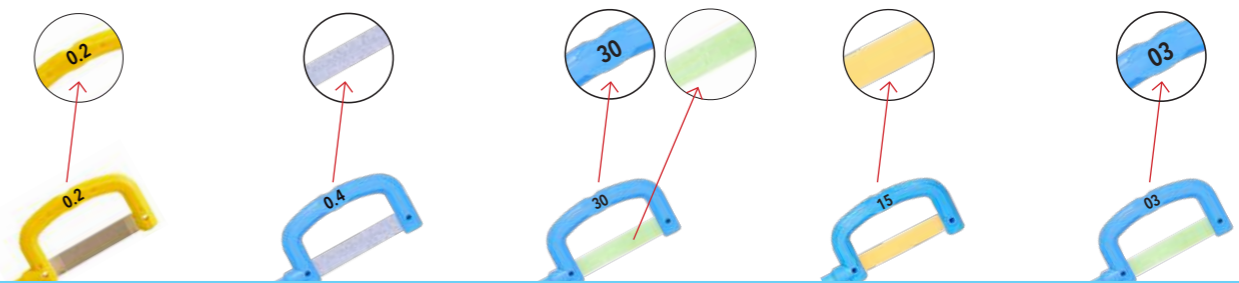
Order reference description



Color identification



Order reference description



Strip thickness of working part in mm, during treatment metal diamond strips

Resin or metal coated working part, and color reference

Grain of diamond for restorative strips

Grain of aluminium oxide polishing strips

Strip thickness of working part in mm, during treatment, resin diamond strips

User Information - Hygiene Recommendations

User information

- Use an adequate supply of water spray in order not to damage the tooth and contiguous tissues. The water should be distributed over the entire length of the working part. A deflection of the coolant jet can cause heat-related damages.
- Immediately remove any instruments that are damaged or bent.
- Pressure should be 0.3 - 2N (30 - 200p) for Strip instruments.
- The turbine, right-angle and handpiece must all be in perfect technical condition.
- Insert the instruments carefully and without using force.
- Avoid canting or levering when grinding.
- Observe the recommended speeds indicated in the table below and on the package.
- Full speed should be reached outside the mouth of the patient. Technicians should run the handpiece at full speed before application to the product on which they work.

Hygiene recommendations (desinfection, cleaning, sterilization and storage of the DS instruments).

- **Rotating and oscillating instruments must always be disinfected, cleaned and sterilized before they are used on patients.**

- **Place the used instruments in an ultrasonic cleaner with a special disinfectant containing a corrosion inhibitor additive.**

The instruments should not be immersed too long in the solution to ensure that the colour coding is not removed.

Do not use highly aggressive chemical products (e.g. hydrochloric acid, hydrogen peroxide), as they could corrode the instruments.

These substances can also impair the technical properties of the plastics, i.e. change their hardness and durability.

- Clean the instruments in an ultrasonic bath or under running water (preferably distilled water).
- After cleaning, immediately dry the instruments otherwise they can corrode.
- Before sterilization, place the instruments in stands and trays suitable for sterilization.
- Sterilize the instruments. Autoclave: 18 min. 134°C, 2 bars. Hot air: 180°C. Also see page 27.
- After sterilization, keep the instruments in a dust-free place. Instruments used for surgery should be kept in sealed containers.

Dentasonic declines all responsibility for improper use of its products that differ from what is indicated in this user manual

DS Product Symbol

- Manufacturer
- Disposable
- Usable several times
- Informations
- Recycling
- Controlled elimination
- LOT number
- EU Representative

WE CARE FOR ENAMEL



The best complete solution for (NI IPC) non-invasive treatment for aligners, fixed orthodontics, and restorations.



Sterilization

Files are currently advertised as being sterilizable for repeated use. **NB:** The nature of particle entrapment within the grit makes the practice of using recycled files among different patients discretionary.

We advise always to sterilize the files in an autoclave with a cycle B "prion". This is in compliance with the EU standard EN13060.

Programme table:

Sterilization Cycles	B Standard 134	B Prion 134	B Standard 121
Temperature	135.5° C	135.5° C	122.5° C
Pressure	2.16 bar	2.16 bar	1.14 bar
Duration of the plateau	4'	18'	15'
Durée of the drying phase	15'	15'	20'
Total Duration:	MB 17 30'- 40'	44'- 54'	50'- 60'

Avoiding over reduction of patients enamel



Take the guesswork out of IPC

Interproximal
correction



DENTASONIC

DS DENTASONIC SA
Via Piodella 12
CH-6933 Muzzano
Switzerland

Tel. +41 91 600 19 60
info@dentasonic.ch
www.dentasonic.ch

Official Distributor:

European Representative: QuaSer S.r.l., Via Pian due Torri, 19, 00146 Roma

Some of the products and designations mentioned in the text are patented or copyrighted. The absence of a special reference or the * sign should not be interpreted as the absence of copyright protection. This publication is copyrighted. All rights, including those of translation, reprinting, and reproduction (also in the form of extracts) are reserved. No part of this publication may be reproduced or processed using electronic systems in any form or by any means (photocopying, microfilm, or other methods) without the editor's prior consent in writing. Colours and products subject to alterations. Printing errors excepted.

